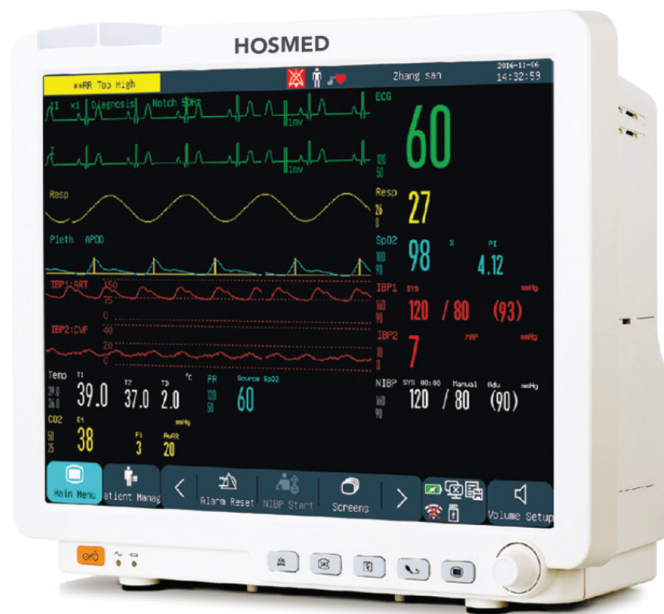
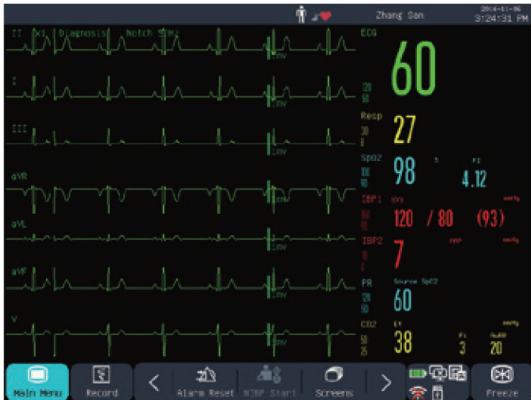




Patient Monitor MM15.0i



With leading ECG technology, anti-motion and Hypoperfusion SPO2 technology as well as accurate NIBP measurement technology and cooperation with world leading medical technique providers such as Masimo, Covidien, Respironics, Medis, MM15.0i is designed to optimize performances by configuring CO2, AG, BIS and noninvasive hemodynamic monitoring into one, helping you care even the most critical patients with professional assistance.

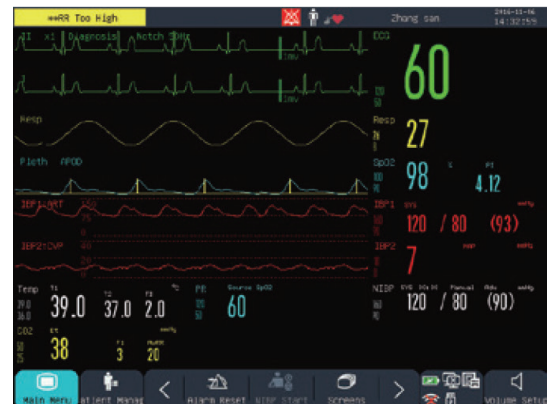


ECG

- 3/5/12-lead ECG measurement technology, leads automatic identification
- Intelligent leads off detection and automatically leads selection guarantee uninterrupted monitoring
- ECG ensures intensive monitoring for a particular waveform
- CMRR≥105dB, outstanding ECG anti-interference capability
- Support arrhythmia analysis & ST segment analysis

IBP

2-channel IBP, monitoring ART, PA, CVP, LAP, RAP, ICP etc

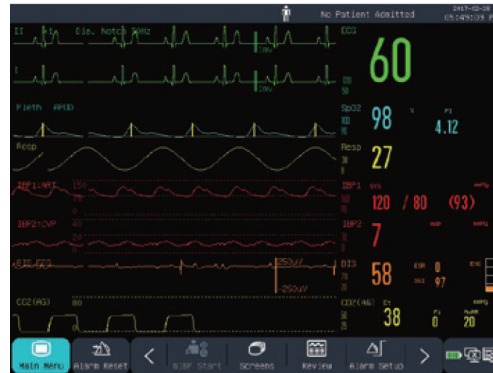
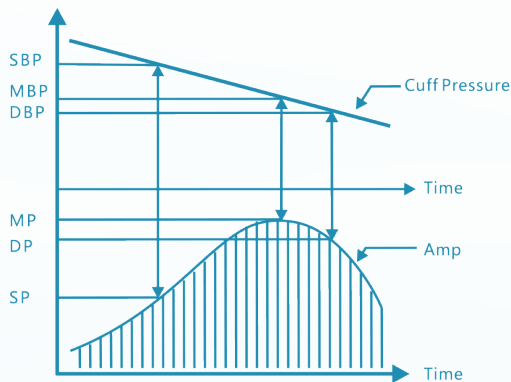


Masimo SpO2

Performance Claim	MasimoSET Pulse Oximeter
SpO2 Accuracy (70-100%)	
Adult/Pediatric (No Motion)	±2 digits
Adult/Pediatric (Motion)	±3 digits
Perfusion Index Range	0.02% - 20%
Accuracy in Low Perfusion	Adult ±2 Neo ±3 digits
Forehead Sensor	TF-I ±2 digits
Ear Sensor	TC-I ±3.5 digits
Fragile Skin non-adhesive (No Motion)	SofTouch ±3 digits
Fragile Skin non-adhesive (Motion)	SofTouch ±3 digits
SpO2 Accuracy (60-80%)	
Adult/Pediatric(No Motion)	Not Currently Claimed ²
Forehead Sensor	Not Available
Pulse Rate Accuracy (70%-100%)	
Pulse Rate(No Motion)	25 - 240 bpm ±3 digits
Pulse Rate(Motion)	25 - 240 bpm ±5 digits
Pulse Rate - Low Perfusion	25 - 240 bpm ±3 digits

NIBP

AcuTec™ NIBP technology, high accuracy for hypertension monitoring. The initial inflatable pressure can be selected to improve the accuracy of measurement and the comfort of patients.



AG (Anesthetic Gas)

Cooperate with MASIMO, adopts the advanced anesthetic gas module for monitoring 8 types of gas (O₂, CO₂, N₂O, ENF, ISO, DES, SEV, HAL). Automatic identification of the anesthetic gas, short time for warm-up, long service life and supports the MAC value (minimum alveolar concentration).

CO₂

- Cooperate with US RESPIRONICS, MASIMO, Plug and Play EtCO₂ monitoring.
- Use CAPNOSTAT 5 / IRMA mainstream sensor for optimal performance in monitoring intubated patient.
- Small, durable and lightweight mainstream sensor provides accurate and reliable monitoring for all intubated patients from neonates to adults.
- No calibration required.
- Use LoFlo / ISA sidestream sensor for monitoring non-intubated patient.
- Flexible, compact CO₂ sensor provides consistent and reliable monitoring of adult, pediatric and neonatal.
- Sample rate ≤ 50ml/min(micro-stream).



This is accomplished by registering the electroencephalo-graph (EEG) signal by means of surface electrodes which is then analyzed by a digital process.

As a result of the applied calculation, an index "BIS" is obtained, which serves as guidance to the experts who use it to determine consciousness level of patient during surgery.

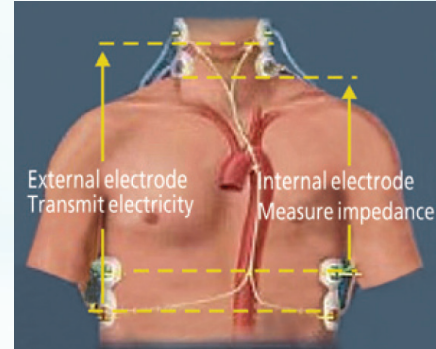
BIS (Bispectral Index) module

The BIS module has been designed to be used in the monitoring of the level of consciousness of a person during the application of general anaesthesia or in intensive care.

Critical time Seize every second to save life

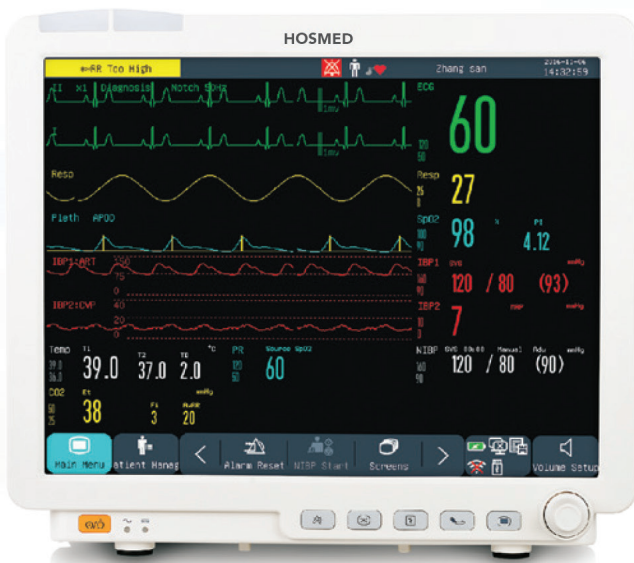
ICG (Impedance Cardiography)

- Cooperate with MEDIS, impedance cardiography for non-invasive continuous hemodynamic monitoring.
- Micro-signal transmit through disposable electrode.
- Blood volume and Blood Flow Velocity varies with heartbeat, DISQ® technology processes impedance signal variation.
- Variation of impedance applies to non-invasive Z
- MARCTM algorithm for acquiring SV, CO, SVR,
- Contractility and TFC etc.



Intelligent Alarm

KLOK in® telligent alarm management, auto-identification of alarm level. Self-adjust proper alarm time to reduce false alarms.



C.O. (Cardiac Output)

MM15.0i is involved itself in invasive cardiac output technique, but C.O. measurement is conducted with conventional thermo dilution invasive cardiac output and other hemodynamic parameters. The monitor can measure "blood temperature", "calculating cardiac output", "calculating hemodynamics". Cardiac output is measured by introducing a floating catheter from the vein into the pulmonary artery and then injecting a certain amount of 0 °C ice-water mixture (injection) through a floating catheter. When the injection is mixed with blood output from the heart, the temperature of blood changes. By measuring the change in blood temperature before and after injection, cardiac output is obtained according to the principle of heat balance.



- Support wired & wireless central monitoring system.



• 15 inch LCD touch screen

MM15.01 patient monitor is designed to meet every care of patients in clinical, configuring 15" LCD touch screen, fixed handle, mounting solutions, it is therefore your optimal choice for acute care. In case of different clinical environment such as in ICU, MM15.0i provides IPX1 waterproof protection to satisfying strict environment



Fixed handle, more compact with small weight, easy to carry



Aesthetically pleasing new interface design



USB, VGA, network and multi-functional interface



Wall mount, trolley



High-capacity of Lithium battery support long working time without power supply

Recommended configuration

	operating room	ICU	CCU	general ward
12-lead ECG	✓	✓	✓	✗
MASIMO SpO2	✓	✓	✓	✗
HOSMED	✓	✓	✓	✓
Side-stream EtCO2	✓	✓	✓	✗
Mainstream EtCO2	✓	✓	✗	✗
BIS	✓	✓	✓	✗
C.O.	✓	✓	✓	✗
IBP	✓	✓	✗	✗
AG	✓	✗	✗	✗
ICG	✓	✓	✓	✗



3403 NW 82nd Avenue. Suite #102.
Doral, Florida 33122. USA
www.hosmed-inc.com