



Electric Obstetric Multifunctional Operating Table OLIFE



OLIFE

Features



Pull Handle



Armrest



Knee Curch



Pedal Remote Controller



Stainless Steel Basin



OLIFE

Technical Chart

Electronics

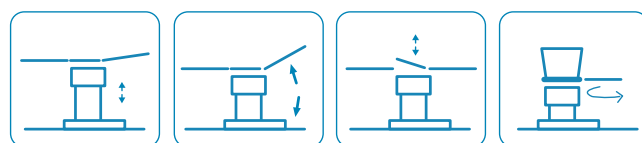
Voltage	100-240V
Frequency	50/60Hz
Plug	As Required (Hospital Grade)

Dimension Parameter


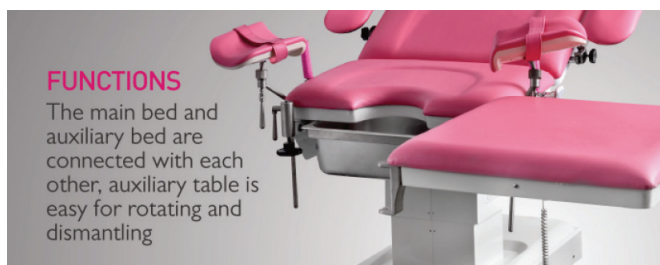
External L*W*H	1980*720*(630-880)mm
Back Plate Up/Down	0-55°/0-18°
Seat Plate Up/Down	0-35°/0-5°
Leg Plate Swing Out	0-90°

Technical Configuration

Bed Frame	1pc
Foot Controller	1pc
Hand Controller	1pc
Anesthesia Screen	1pc
Hand Bar	2pcs
Leg Support with Cushion	2pcs
Arm Support with Cushion	2pcs
Stainless Steel Sewage Basin	1pc
Caster	1pc



Height Adjustment Back Plate Up/Down Seat Plate Up/Down Leg Plate Swing Out





3403 NW 82nd Avenue. Suite #102.
Doral, Florida 33122. USA
www.hosmed-inc.com