



CT Angiography

Hosmed-Ray Inj

Iopamidol



Hosmed-Ray Inj.

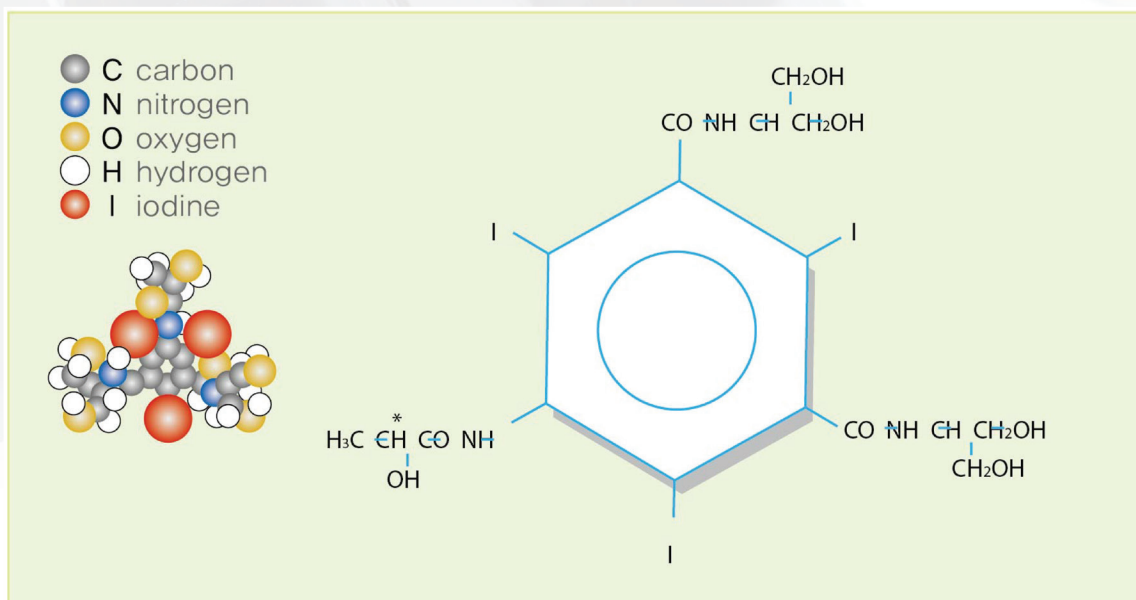
Features

- Is a non-ionic, low-osmolar iodinated contrast medium.
- Contains low osmolarity, high hydrophilicity, and low chemical toxicity derived from the molecules of non-ionic iopamidol.
- Is well recognized for its effectiveness and safety for computed tomography, angiography, urography and myelography.



Physical Chemistry

- Structural formula of Iopamidol



Hosmed-Ray Inj.

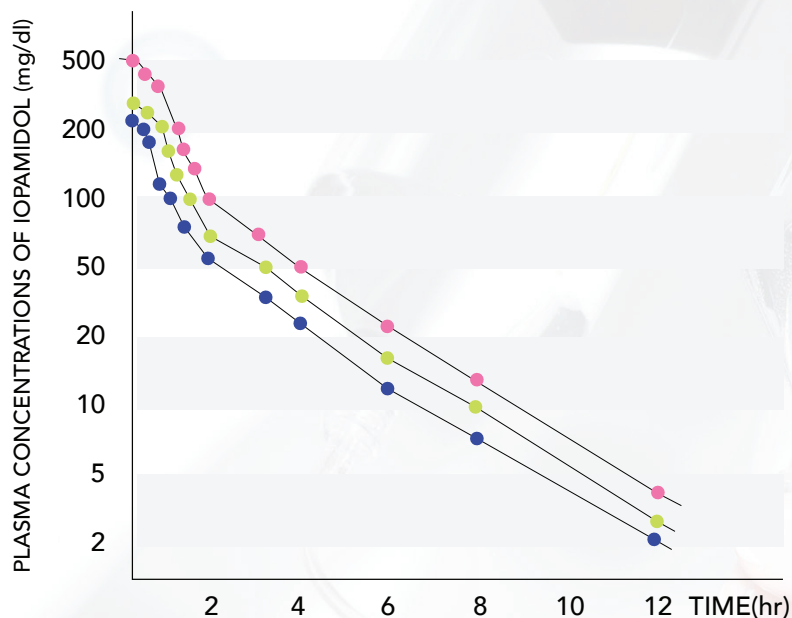
Good Physicochemical Properties

•Iopamidol, the substance of Hosmed-Ray Inj, exhibits great physico-chemical properties of it's aqueous solutions than that of many other non-ionic contrast media.

	Iopamidol (Hosmed-Ray Inj)			Iohexol		Iopromide	
Conc.(mg/ml)	250	300	370	300	350	300	370
Osmolality (mOsmol/kgH ₂ O)	524	620	800	680	830	610	800
Viscosity (mPa•s/37°C)	3.0	4.7	9.4	6.0	10.7	5.1	9.9
Hydrophilicity (No.of-OH group)	5			6		4	
LD50(g/kg) Mouse	21.8 (400mg/ml)			18.5 (350mg/ml)		18.5 (370mg/ml)	

Favorable Pharmacokinetic Properties

• Evidence from studies (doses of 300mg/ml solution in 5, 8 and 7 subjects respectively) indicates that plasma concentrations of Iopamidol in the subjects spontaneously decrease and most of them are excreted within 12 hours after injection

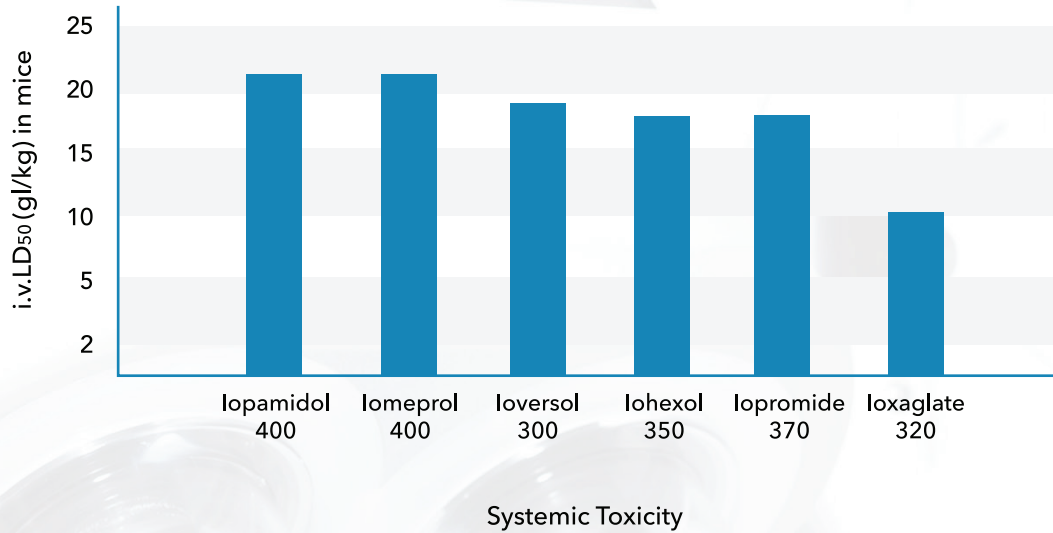


Mean plasma concentrations of Iopamidol versus time after injections of 50-(●), 75- (●), or 100- (●) doses of the 300mg/ml solution in 5, 8 and 7 subjects, respectively

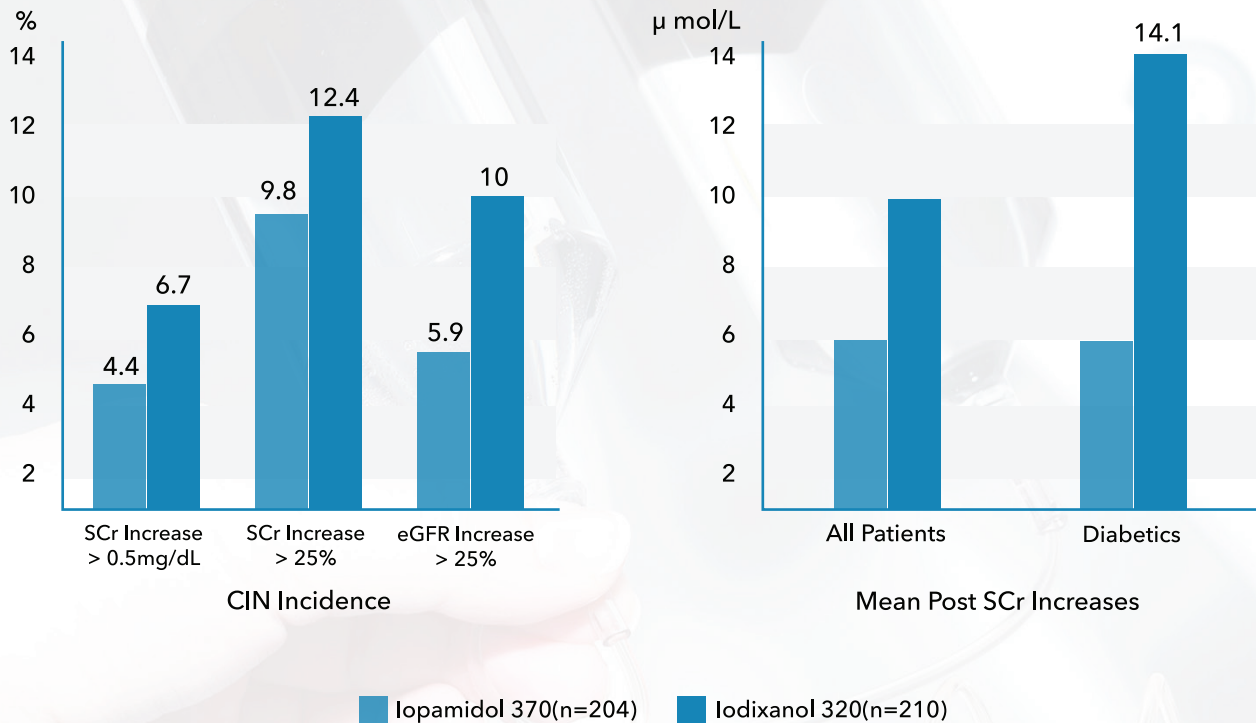
Hosmed-Ray Inj.

Low Incidence of Adverse Reaction

- According to the acute intravenous toxicity studies in rodents, lopamidol is considered as well-tolerated contrast medium.



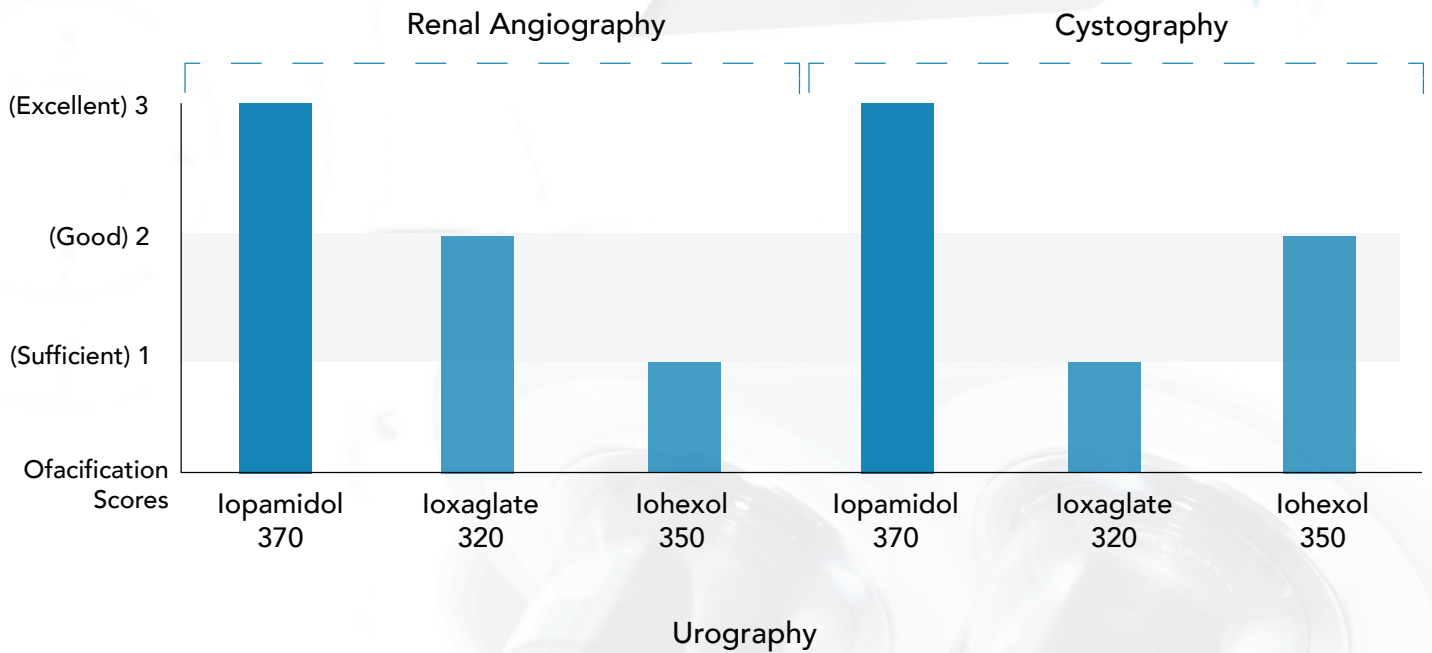
- According to the clinical studies in a large scale, lopamidol demonstrates optimized safety level on nephrotoxicity including Contrast Induced Nephropathy (CIN)



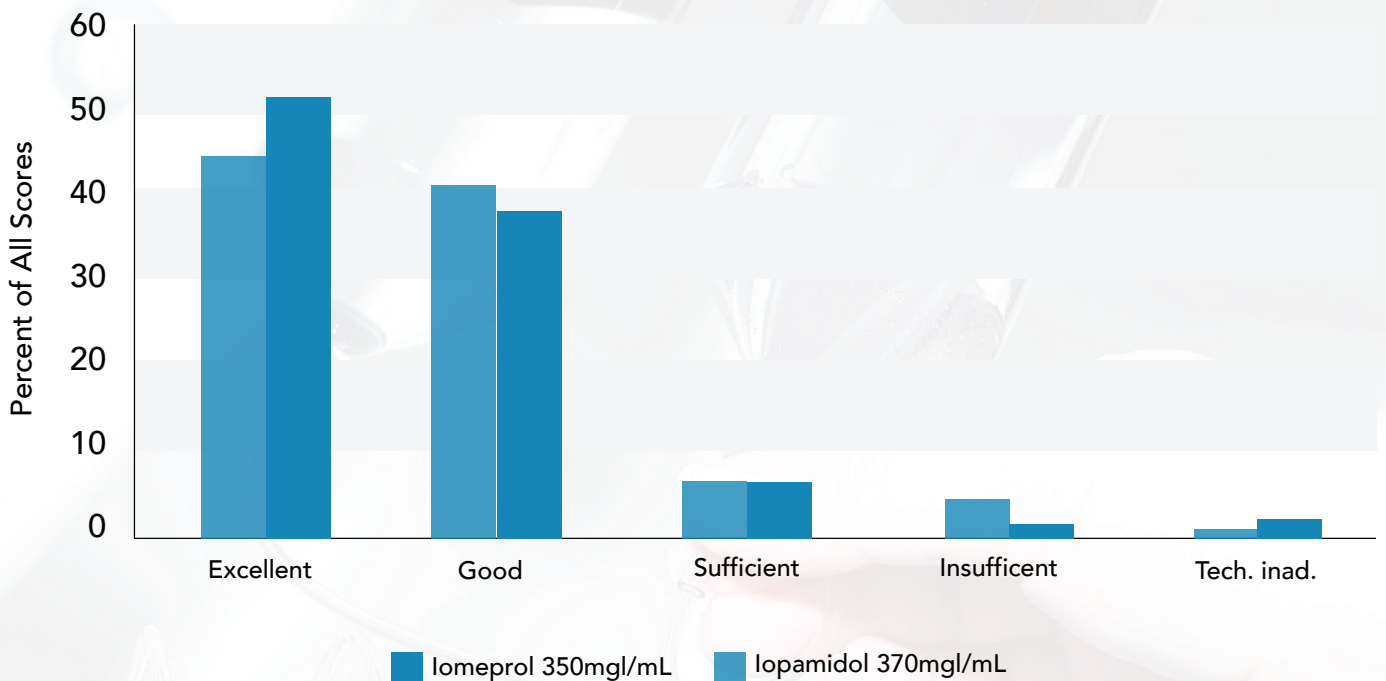
Hosmed-Ray Inj.

Good Quality of Radiogram

- Hosmed-Ray Inj is used in a wide range of radiology including cystography, urography, and renal angiography due to its effectiveness and tolerance.



Distribution of Opacification Scores



Body CT Examination

Hosmed-Ray Inj. Drug Information

	Hosmed-Ray 250Inj.	Hosmed-Ray 300Inj.	Hosmed-Ray 370Inj.
COMPONENTS & STRENGTH	lopamidol ... 510.0mg(Iodine as 250mg)	lopamidol ... 612.0mg(Iodine as 300mg)	lopamidol ... 755.2mg(Iodine as 370mg)
INDICATIONS & USAGE	<p>A contrast media agent:</p> <p>(1) Angiography throughout the cardiovascular system, including cerebral and peripheral arteriography, coronary arteriography and ventriculography, pediatric angiocardiology, selective visceral arteriography and aortography, peripheral venography (phlebography).</p> <p>(2) Intravenous excretory urography and intravenous adult and pediatric contrast enhancement of computed tomographic (CECT) head and body imaging.</p>		
DOSAGE & ADMINISTRATION	<p>It is desirable that solutions of radiopaque diagnostic agents for intravascular use be at body temperature when injected. Withdrawal of contrast agents from their containers should be accomplished under aseptic conditions with sterile syringes. Sterile techniques must be used with any intravascular injection, and with catheters and guidewires. The dosages may varied for different radiography (including cerebral arteriography, peripheral arteriography, peripheral venography, selective visceral arteriography, pediatric angiocardiology, etc).</p>		
PACKING DETAILS	50mL/V x 10V 100mL/V x 10V 150mL/V x 10V	30mL/V x 10V 50mL/V x 10V 100mL/V x 10V 150mL/V x 10V 500mL/V x 6V	30mL/V x 10V 50mL/V x 10V 100mL/V x 10V 150mL/V x 10V 500mL/V x 6V
DOSAGE FORM	Injection		

References

1. European Journal of Radiology 18 Suppl. 1 (1994) S1-S12
2. European Journal of Radiology 18 Suppl. 1 (1994) S1-S31.
3. Investigative Radiology, 1984, 19, S171~S174.
4. European Congress of Radiology (ECR) 2007 | Circulation 2007; 115: 3189~3196
5. Clinical Radiology (1987) 38, 403-405
6. European Journal of Radiology 18 Suppl. 1 (1994) S88-S92

Manufacture for Hosmed Inc by ILSUNG Pharmaceuticals



WARNING
• Do not use the device if the indicator shows a low level of liquid.
• Do not use the device if the indicator shows a low level of liquid.
• Do not use the device if the indicator shows a low level of liquid.



3403 NW 82nd Avenue, Suite 102 E.
Doral, Florida 33122. USA
www.hosmed-inc.com