



LOYOLA Series

3 position Electric Bed
LB3E



Technical Chart

Technical parameters

Size (LxW):	2245x1000 mm
Bed height adjustment:	435-745 mm
Mattress platform:	1925x830 mm
Safe working load:	250 kg
Back-rest adjustment:	0-75° (±10°)
Knee-rest adjustment:	0-35° (±10°)
Double auto-regression:	100 mm + 60 mm

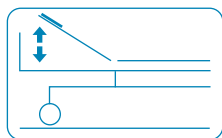


Technical configuration

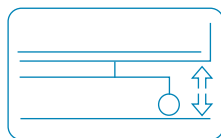
Linear motor	3 pcs.
Hand controller	1 set
5" hardshell castors with break	4 pcs.
Foldable side rail with ProErgo-Handle™	1 set
ABS bed ends with safe lock	1 set
IV pole	1 set
IV pole prevision	4 pcs.
Drainage hook	2 pcs.

Optional

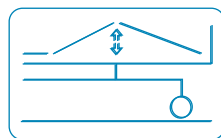
Manual CPR
Back-up battery
X-ray translucent mattress platform
Directional wheels function
Monkey pole
Aluminium balkan frame



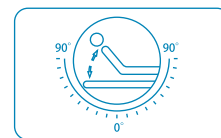
Back-rest
adjustment



Height
adjustment



Knee-rest
adjustment



Angle indicator



3403 NW 82nd Avenue, Suite 102 E.
Doral, Florida 33122. USA
www.hosmed-inc.com