



LOYOLA Series

3 Position Electric Bed Comfort
LB3EA




Technical Chart

Technical parameters

External size (LxW):	2170x1060 mm
Bed height adjustment:	435-745 mm
Mattress platform:	1925x900 mm
Safe working load:	250 kg
Back-rest adjustment:	0-75° (±10°)
Knee-rest adjustment:	0-35° (±10°)

Technical configuration

Linear motor	3 pcs.
Hand controller	1 set
Angle indicator	4 pcs.
5" hardshell castors with break	4 pcs.
ABS side guardrail with extra height	1 set
ABS bed ends with safe lock	1 set
Telescopic IV pole	1 set
IV pole prevision	4 pcs.
Drainage hook	2 pcs.



Optional

Manual CPR

Electrical CPR

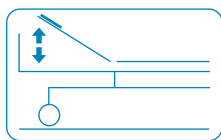
Back-up battery

X-ray translucent mattress platform

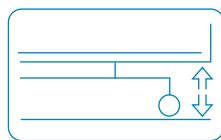
Directional wheels function

Monkey pole

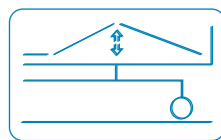
Aluminium balkan frame



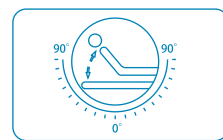
Back-rest
adjustment



Height
adjustment



Knee-rest
adjustment



Angle indicator



3403 NW 82nd Avenue, Suite 102 E.
Doral, Florida 33122. USA
www.hosmed-inc.com