




LOYOLA Series

5 Position ICU Electric Bed
LB5I



Features



Head and Foot Board

Extra long and height head foot board, with curve surrounded design, provide comforting feeling for patients.



Bed Surface

Stamping forming platform, smooth surface no welding scar, bearing 250 kg load. Option ABS platform and resin X-ray translucent platform.



Welding | Chassis

Panasonic robotic ensure, 360° full smooth welding Solid bed base made of 5.0 mm stamped rotating plate.



Electric Motor

Linear motor, with UL /ROHS/EN standard. Noise under 50 dB, with lifetime 20,000 times movement



Steels | Painting

Baosteel from Fortune Global 500 11 Process epoxy painting, ASTM testing anti-bacterial, paint thickness 0.12 mm, brightness 60°, paint can resist 50 kg impact.



Virgin ABS

Environmental plastic can be sterilized in 100°C, tensile upto 30MPa.



LCD

Unique design head foot board with built-in controller. 4.3 inch LCD display, shows moving angle. Button can endure 100,000 times press.



Side Rail

Tuck away side rail with buffer, built-in controller and angle indicator.




Wheels

TPR tire no worn out after running 30 km, save anti-winding hard shell, united forming without bolts. Pass dynamic test: Bearing 120 kg, run 30 km and pass obstacles 500 time.



Durable Brakes

Break spring keep qualified after 10,000 times uninteruped break.



Angle Indicator

Patented angle indicator.



Bumper Wheels

Patented bumper wheel detachable, max. protect the bed and patient during transportation.



Safety

C60601 Safty Standard.



Drainage Hooks

Mobile plastic drainage hooks.



IV Pole

Full stainless steel IV pole, bearing 15 kg.



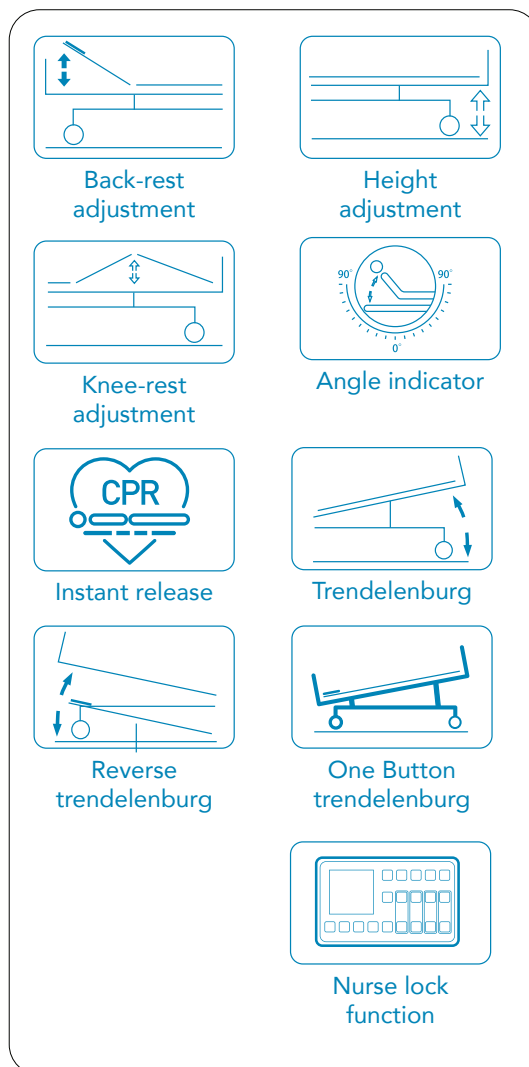
Optional

Battery: 18 times movement with 100 kg bearing, 130 times movement without bearing.
Nurse control board.
Storage rack under foot board drawer.
Store controll board or linens.

Technical Chart

Technical parameters

External size (LxW):	2280x1090 mm
Mattress platform:	1925x900 mm
Safe working load:	250 kg
Height adjustment:	435-725 mm
Back-rest adjustment:	0-75° (±10°)
Knee-rest adjustment:	0-35° (±10°)
Reverse trendelenburg:	0-12°
Trendelenburg:	0-12°
Angle indicator:	0-90°
Voltage and frequency:	100-240 V · 50/60 Hz
Plug as required (hospital grade)	



Technical configuration

Manual CPR	
One button stop	
One button trendelenburg	
Nurse lock system	
Angle indicator for back-rest and trendelenburg position	4 pcs
Linear motor	4 pcs
5" double side castors with central locking system	4 pcs
ABS side rail with integrated control panel	1 set
ABS bed ends with integrated LCD control panel	1 set
φ85 mm wall bumper wheel	4 pcs
Trapeze socket	2 pcs
IV pole	1 set
IV pole prevision	4 pcs
Drainage hook	2 pcs
Central locking pedal	2 pcs

Optional

Electrical CPR
Weighing system with LCD Screen
Bed extension
Back-up battery
Cardiac position
ABS bed surface
X-ray bed surface
Monkey pole
Balkan traction frame
Directional wheel
Basic foam mattress (12 cm thickness)
Anti-decubitus foam mattress (14 cm thickness)
Vertical oxygen holder
Single arm lifting pole



3403 NW 82nd Avenue, Suite 102 E.
Doral, Florida 33122. USA
www.hosmed-inc.com