



Mobile Digital Radiography System







# Pioneer 5000



# MOBILE, ACCURATE AND VERSATILE

Pioneer 5000 50kW version are widely used in radiology, ward, ICU, operating room.

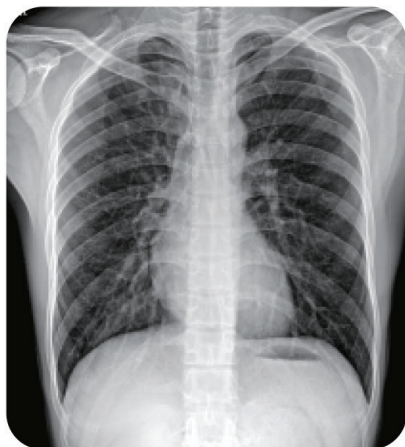
## Core Strengths


-  Well-designed graphic screen delivers great convenience.
-  Ultrasonic distance measurement, precise positioning.
-  Small and ingenious rack.
-  Vivid digital images.
-  Large Power supply capacity and low dose.
-  Electric and automatic hand-moving wherever you want.



# High definition image, Easy for clinical

High quality portable FPD, outstanding acquisition conversion performance, the sharp clinical image can be guaranteed. It can realize digital radiography of all human body parts friendly, like head, limbs, chest, spine lumber and so on.





## Enhanced image clarity delivers diagnosis precision

### High power, high frequency and high voltage generator

Pioneer 5000 50kW version is equipped with 50KW split high-frequency and high-voltage generator, with stable high-voltage output, high-quality X-ray can be stably output with the x-ray tube, which meet the needs of a variety of positions and provide guarantee for clear clinical images .

### Excellent wireless detector

Pioneer 5000 50kW version adopts 14 \* 17 inches wireless detector, which has wide field of vision and convenient positioning; with high image clarity and fine imaging . The 16 bit gray scale can clearly show the radiation position tissue details of the exposure site , with high image differentiation and accurate clinical diagnosis

# Control dose, boost quality

## Intelligent dose control technology

Intelligent dose control technology can accurately adjust the radiation dose according to different body types and different parts, so as to reduce unnecessary radiation damage for patients and medical staff.

## Dual exposure mode

Pioneer 5000 50kW version is equipped with two exposure modes: handbrake exposure mode and wireless remote control exposure mode. Remote exposure device can easily realize compartment operation, effectively achieve the distance protection of radiation, clinical application is convenient, greatly protecting medical staff from ionizing radiation damage.

## Advanced image processing algorithm

The post-processing algorithm and technology carried by Pioneer 5000 50kW version can greatly improve image quality and significantly reduce radiation dose



# High power supply meets all clinical demands

## Dual battery work separately

Pioneer 5000 50kW version is equipped with a special super capacitor to power the exposure function which charges quickly and lasts for a long time.

Thanks to this, the dependence of mobile DR on power supply is reduced, and the usage scenarios of mobile DR are widened.

No matter in the ward, emergency room, or ICU, Pioneer 5000 50kW version can complete the shooting tasks excellently.

Two groups of mobile power supply are used for moving and exposure respectively.

One cable can be connected to achieve super capacitor and lithium battery pack charging at the same time, it will be ready when you need it.

## Large heat capacity X-ray tube

Pioneer 5000 50kW version uses X-ray tube with large heat capacity. The heat capacity of the tube sleeve is up to 900KJ.

It has excellent heat dissipation and long continuous working time. Flat detector with pluggable battery

## Flat detector with pluggable battery

The flat detector is designed with pluggable battery and comes with backup battery.

When the power is exhausted, you only need to replace the batteries to continue operating.

The battery features short charging time and long circle life, which supports the continuous operation of the flat detector.

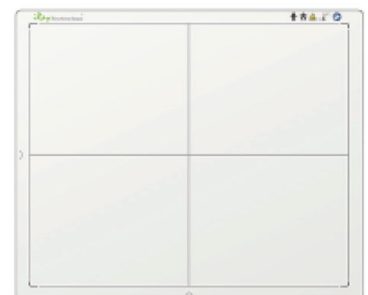
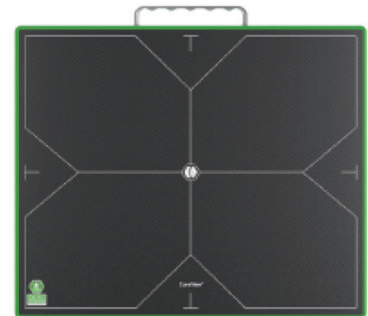

# Compact, flexible and easy positioning

## Motor frame and labor saving

Pioneer 5000 50kW version is equipped with a motor frame, which can realize the wide-range rotation of the column and the horizontal free expansion and contraction of the arm. The head can rotate at  $\pm 180^\circ$  without dead angle. It can complete shooting in a small space and meet the needs of various clinical positioning.

## Ultrasonic distance measurement, precise positioning

The Pioneer 5000 50kW version is equipped with an ultrasonic distance measuring beam limiter, which can display the SID photography distance digitally, assist in rapid positioning, and achieve precise positioning without frequently moving the patient.



\* Alternative detector

# Humanized design and intelligent control mode

## Integrated workstation

- The integrated workstation integrates the image acquisition system and the X-ray generator control system, which is convenient and quick to operate.
- The image acquisition system has multiple functions such as patient management, image acquisition, image processing, image observation, and case reports.
- The workstation supports the DICOM3.0 standard protocol and can transfer images with PACS system.

## Interactive design, friendly and convenient

- The excellent human-computer interaction design is more in line with the human body structure, which can effectively relieve the discomfort of muscle soreness and physical fatigue caused by long-term operation, and help medical staff improve work efficiency.
- Built-in preset parameters for standardized postures, graphical display of a variety of commonly used clinical postures, support for re-editing and memorizing posture parameters, therefore doctors can adjust and optimize exposure parameters personally.

## Graphical operation interface

- Large-size LCD touch screen, equipped with professional image processing software with humanized graphical interactive interface which can shorten the running-in period between medical staff and the machine effectively.
- Understandable icons, simple and easy to understand, save training time and cost for medical treatment.



# High productivity and excellent operation experience

## Easy and positioning

The Pioneer 5000 50kW version can be used flexibly in hospital corridors, wards, ICU, outpatient and emergency departments. The agility of Pioneer 5000 50kW version improves its efficiency as a mobile DR to satisfy more clinical needs.

## Anti-Collision design

The front of the Pioneer 5000 50kW version is equipped with an automatic collision protection device, which protects people and machines well.

## Dual motor Drive

The dual motors combined with excellent mechanical design can be easily carried out by operators with one hand.

The motor runs smoothly and quietly, with low noise during traveling, and will not disturb patients even when moving in a quiet ward at night.

## Strong adaptability

There is no need to change the facilities or install the ground rails and hangers, as long as the protection is well done, the Pioneer 5000 PLUS can be used everywhere.

## 110V/220V power

Common voltage can charge and power PLX 5200 Plus.



3403 NW 82nd Avenue. Suite #102.  
Doral, Florida 33122. USA  
[www.hosmed-inc.com](http://www.hosmed-inc.com)