



# Transport Ventus 3000



# High Performance power unit

The integrated high-performance turbine provides pneumatic performance that can match any compressed-airbased ICU ventilator.

The built-in power unit can not only generate higher pressure but also support continuous O<sub>2</sub> concentration and various auxiliary ventilation tools.



## Higher Pressure

The inspiratory pressure goes up to 65cmH<sub>2</sub>O which fulfil the requirement of multi-types of patient even in the ICU.



## Adaptive

Proper O<sub>2</sub> concentration avoids complications. The smooth adjustment of FiO<sub>2</sub> on the Transport Ventus 3000 allows any value required.



# Compact light and sturdy



The portable and compact design of the Transport Ventus 3000 contributes to promote easy handling of the device.

It plays a great role in transportation of critically ill patients with reliable and long-term mechanical ventilation.



**6.5 kg**

Lower weight creates higher mobility which at the same time release the burden of caregivers



**9.3 Hours Battery Life**

More than 9 hours operating time is provided. And hot-swappable battery is supported to extend the duration.



Transport Ventus 3000 works with other transport equipments to complete the emergency and rescue task



EN-1789 Certified

IP24

Equipped with IP24 Ingress protection, Transport Ventus 3000 avoids the penetration of liquid and can be applied in complexly outdoor environment.



Specialized single limb circuit increases treatment efficiency and enhance the monitoring function to the patient.



**Sturdy and Robust**

**Anti-shock  
and anti-fall**

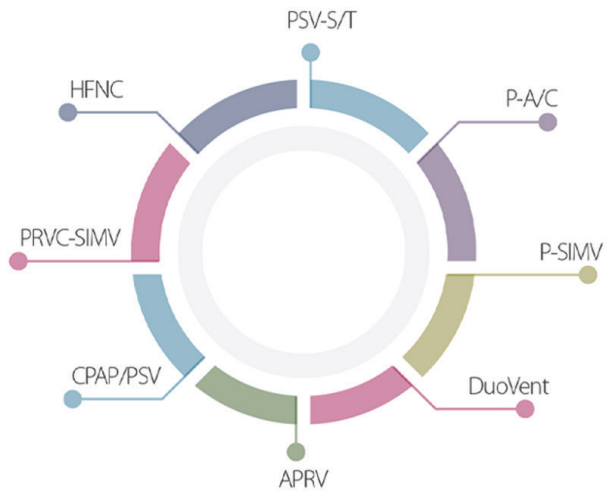
Transport Ventus 3000 is equipped with fair thick outer shell that protect itself of falling from 0.75m.

# Advanced Tools

## ICU-grade support

### 1 Most Comprehensive Ventilation Mode.

Transport Ventus 3000 provides same ventilation mode as ICU ventilators. It becomes more adaptive to multi-types of patient. Which result in an efficient tool that makes different during transport.



### 1 Multiple Monitoring Function.

Transport Ventus 3000 provide high level monitoring function and auxiliary tools such as the PulmoView and P-V tool.

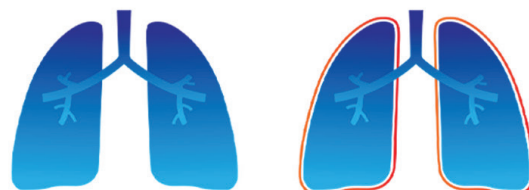
#### 42+ Parameters

Monitoring parameters provides immediate feedbacks which makes decision faster.



#### PulmoView

The PulmoView function is an animated lung that shows compliance, patient trigger and resistance in real time.



3

## More Efficient Algorithm.

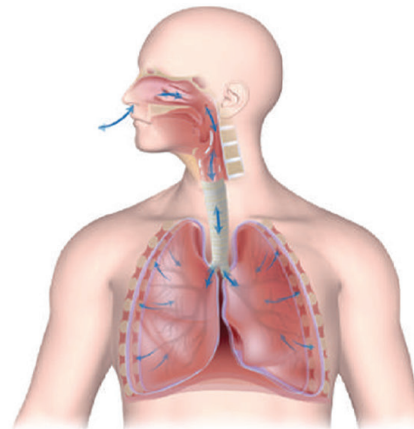
The IntelliSynTec algorithm enables smooth synchronization which increase the comfort of patient.

### 【Auto】 Expiratory Trigger

Comfort the patient in breathing

Improve the man-machine synchronization

Reduce the frequency of ventilator adjustment



# Save Time, Save Resources, Save Patient

make difference during either  
short-term and long-term transport

Continuous care from the referral agency to the receiving hospital can be provided. We continue exactly what the referring hospital or ICU is expecting to put that patient on for ventilator settings.

Change to the patient could actually be made even for a few minute transport.





3403 NW 82nd Avenue. Suite #102.  
Doral, Florida 33122. USA  
[www.hosmed-inc.com](http://www.hosmed-inc.com)